

**EVALUATION REPORT OF
UNION CORRUGATING COMPANY
'26 GA. 2-1/2" CORRUGATED PANEL'**


**FLORIDA BUILDING CODE 6TH EDITION (2017)
FLORIDA PRODUCT APPROVAL
FL 7271.1-R4
ROOFING
METAL ROOFING**

**Prepared For:
Union Corrugating Company
701 S. King St.
Fayetteville, NC 28301
Telephone: (910) 483-0479
Fax: (910) 483-1091**

**Prepared By:
Bala Sockalingam, Ph.D., P.E.
Florida Professional Engineer #62240
1216 N Lansing Ave., Suite C
Tulsa, OK 74106
Telephone: (918) 492-5992
FAX: (866) 366-1543**

**This report consists of
Evaluation Report (3 Pages including cover)
Installation Details (1 Page)**

**Report No. C2174-1
Date: 8.23.2017**



Manufacturer: Union Corrugating Company

Product Name: 2-1/2" Corrugated Panel

Panel Description: 24" wide with (10) 1/2" high ribs spaced at 2.67" o.c. Coverage width of 21-1/4".

Materials: Minimum 26 ga., 80 ksi steel. Galvanized coated steel (ASTM A653) or Galvalume coated steel (ASTM A792) or painted steel (ASTM A755).

Deck Description: Min. 19/32" thick APA rated plywood or min. 3/4" thick wood plank (min SG of 0.42) for new and existing constructions. Designed by others and installed as per FBC 2017.

Underlayment: Minimum underlayment as per FBC 2017 Section 1507.4.5.1

Slope: 1/2:12 or greater in accordance with FBC 2017 Section 1507.4.2

Design Uplift Pressure: 129.25 psf @ fastener spacing of 24" o.c.
(Factor of Safety = 2)

Panel Attachment: #9-15 or #10-14 x 1.5" long wood screw with washer
At panel ends @ 5.25" o.c. across panel width
At intermediate @ 10.625" o.c. across panel width

Test Standards: Roof assembly tested in accordance with UL580-94 'Uplift Resistance of Roof Assemblies' & UL1897-98 'Uplift Tests for Roof Covering Systems'.

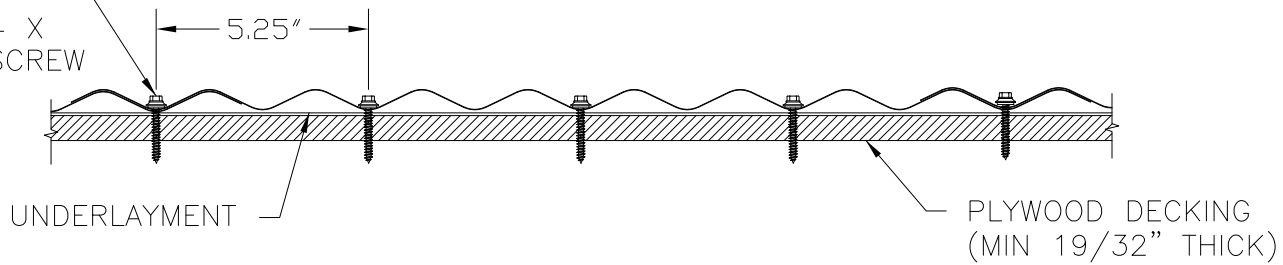
Test Equivalency: The test procedures in UL 580-94 comply with test procedures prescribed in UL 580-06.
The test procedures in UL 1897-98 comply with test procedures prescribed in UL 1897-12.

Code Compliance: The product described herein has demonstrated compliance with FBC 2017 Section 1507.4.

Product Limitations: Design wind loads shall be determined for each project in accordance with FBC 2017 Section 1609 or ASCE 7-10 using allowable stress design. The maximum fastener spacing listed herein shall not be exceeded. This evaluation report is not applicable in High Velocity Hurricane Zone. Fire classification is not within scope of this Evaluation Report. Refer to FBC 2017 Section 1505 and current approved roofing materials directory or ASTM E108/UL790 report from an accredited laboratory for fire ratings of this product.

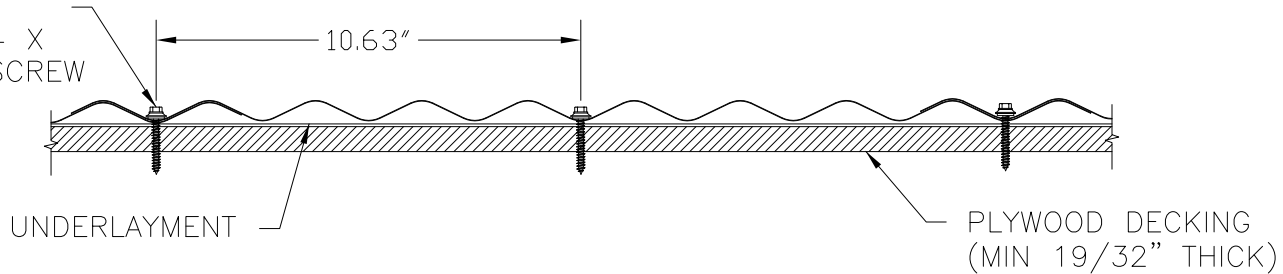
Supporting Documents: UL580/UL1897 Test Report
Hurricane Test Laboratory
Report No. 0293-0203-06, Reporting Date 4/5/06

PANEL FASTENER
#9-15 OR #10-14 X
1.5" LONG WOOD SCREW
WITH WASHER



FASTENER PATTERN @ EAVE, RIDGE & VALLEY

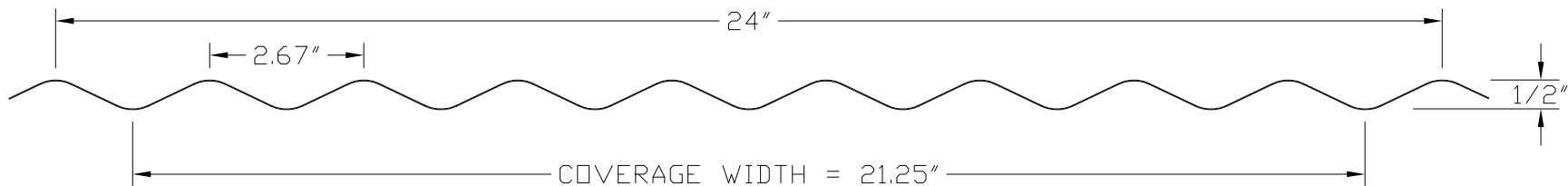
PANEL FASTENER
#9-15 OR #10-14 X
1.5" LONG WOOD SCREW
WITH WASHER



FASTENER PATTERN @ INTERMEDIATE LOCATIONS

ALLOWABLE UPLIFT PRESSURE

| FASTENER SPACING (IN) | PRESSURE (PSF) |
|-----------------------|----------------|
| 24 | 129.25 |



Corrugated Panel Profile

Minimum 26 Gauge, Minimum Yield = 80 KSI

| | | | |
|--|------|------------------|-----------|
| REV | DATE | NAME | DATE |
| 1 | | Bala Sockalingam | 3-19-2015 |
| CAD FILE: SV | | SCALE: NONE | |
| UNION CORRUGATING COMPANY 701 SOUTH KING ST FAYETTEVILLE, NC 28302 Ph: 610-485-2185 Fax: 610-485-1981 | | CORRUGATED PANEL | |
| DATE: 3-30-2015 | | | |
| 1 OF 1 | | | |
| Sheet No. | | | |